

Order of the Arrow
National
Spirit of Adventure Crossover Ceremony

Purpose

This crossover is designed to have a powerful inspirational effect, not only on the Webelos Scouts participating in it, but on the other Cub Scouts witnessing it, giving them a glimpse into what lies ahead on their Scouting journey. You who perform it bear an extremely important responsibility within the Scouting program. If you put in the time and effort to memorize and rehearse it, you will see your service rewarded in the eager faces of a new generation of Scouts. And... thanks!

Materials

- *The performers dress in field uniform—the summer version with shorts and knee socks is preferred as being more distinctive, but is not required. They wear hiking shoes or boots. Each carries a knapsack or backpack that appears to be full. One carries a compass; one carries a map. Additionally, they may have such things as wooden hiking sticks and/or a patrol flag, a wooden canoe paddle, flashlights, canteens, a bugle, a sleeping bag rolled and strapped to a pack—backpacking and camping items that suggest outdoor adventure. If the ceremony is conducted by an Order of the Arrow lodge or chapter team, it is at the discretion of the lodge chief if the team should wear sashes for the ceremony. At no time should any member of the team wear American Indian costumes.*
- *Neckerchiefs, handbooks, shoulder loops, and any other customary items for presentation.*
- *A “crossover bridge” is optional and may be incorporated as described in the text.*

Setting the Scene


This ceremony is all about creating an atmosphere of adventure, friendship, and fun. It requires some acting ability and is best performed by Scouts who are spirited singers and song leaders. They need to convey the impression—by dress, equipment, and attitude—that they are on a trek, and have come to a “point of interest.”

The ceremony is written for two Scouts, but might be modified for three or more, or for one. If one Scout must conduct it, the Scout presents the dialogue as a monologue; for example “I remember the echo in a canyon I hiked at Philmont...” etc.

The Cubmaster, in advance, has given the Scouts the names of the Webelos Scouts crossing over and the units they’ll be joining. Representatives from the Webelos Scouts’ new units participate at the designated time.

The performers prepare out of sight of the Pack in a room or hall nearby, or out of sight and just out of earshot if outdoors. If a bridge is used, it is placed to one side, left or right of center, angled between the Pack and the performers’ entrance.

When the Pack is ready, the Scouts “offstage” begin briskly singing “The Upward Trail.” The Pack should hear them as if they are coming from a distance, growing nearer and louder. They sing it as many times as it takes to arrive in front of the Pack. On the second repetition, the Scouts may sing it as a round, the second Scout beginning as the first Scout sings “trail” for the first time [CAUTION: this should be practiced beforehand!]. If possible, the lights may be dimmed for the hikers’ entrance, then raised as the skit begins. The Scouts enter the meeting area, cross the bridge if one is being used, finish the song, and look around as if they’ve arrived at a new and interesting destination without looking directly at the Pack. They take off their knapsacks and begin.



SCOUT A *[consulting a compass]*: One hundred and ___ paces *[use the number of years since 1910, the founding year of the B.S.A.]* on that heading, and here we are, Dan!

[The Scouts may use their own names if they wish.]

SCOUT B *[holding a map]*: How 'bout that, Mark! Exactly the number of years since Scouting began in 1910. And according to this map, we're at the meeting of Pack #___! Let's see if we can get confirmation.

[Calls to one side, one hand cupped to mouth on the side away from the Pack.]

Is this Pack #___?

[Wait for scattered answers.]

Couldn't hear that... is this Pack #___?

[Should get a louder shout this time.]

Yup, it is.

SCOUT A *[speaking to the Pack]*: Well then, I'm going to say "hello" in my big, bright Scout voice, and you're going to say "hello" back in your big, bright Cub Scout voices!

[Cup hands around mouth, as a megaphone.]

HELLO *[Pack #]!*

[Listen with hand cupped behind ear, then draw it out.]

HELLLOO!!

[Listen as before, then louder and longer.]

HELLLLOOO!!!

[Allow response.]

Wow! Nice echo here!!

SCOUT B: Remember the echo in that canyon we hiked at Philmont Scout Ranch in New Mexico last summer? Now THAT was an echo!

SCOUT A: And that track left in stone by a T-rex?

SCOUT B: And climbing the Tooth of Time? Man, that was one tough mountain!

SCOUT A: But the view was so great! Philmont is really something! And that's only one of the adventures we've been on since we joined the Scouts. Remember sailing and SCUBA at Sea Base in the Florida Keys? And in a year or so we can get in on that canoe trek in the Great North Woods wilderness at Northern Tier. And then the National Jamboree with thousands of other Scouts at The Summit in West Virginia.

SCOUT B: Those are big... but our troops *hike, camp, or explore* a new place nearly every month.



SCOUT A: Yeah, there's so much fun stuff to do! It's like, anything you can imagine, there's a merit badge for it! Archery, Astronomy, Aviation!

SCOUT B: *[with increasing excitement]* Climbing, Engineering, Environmental Science!

SCOUT A: Moviemaking, Robotics, Space Exploration!

[The merit badges above have been selected for their range and "coolness," but the performers may substitute their favorite merit badges if they wish.]

SCOUT B: I'm glad we decided to be Scouts. *[pause]* Say, isn't that why we're here?

SCOUT A: Yup. We're here to meet some Webelos Scouts who are taking the next step on their "upward trail" to Scouting!

SCOUT B: Hey, that's the song we were singing! We could teach it to them!

SCOUT A: Okay. Let's see if they're here. *[to the Pack]* If I call your name, c'mon up and join us.

[Scout A announces the names of the Webelos Scouts crossing over, giving time enough between names to allow each one to come up individually. Scout B leads applause for each one, gives each the Scout handshake, and shows them to a place in a line where the audience can see them.]

SCOUT B *[looking them over]*: Do you think they're ready for the upward trail? It gets steeper from here on. Do you think they're prepared?

SCOUT A: Well, they may have "tender feet" for a while, but I think they're made of the right stuff. What do you say, Scouts? *Are you prepared?*

[He waits for the group to answer "yes." If they hesitate, he repeats the question.]

Good! The "upward trail" is challenging. Sometimes you'll be on your own, making your own choices. But the fifteen points of the Scout Oath and Law are blazes that mark the trail. You'll find, as Scouts have found for over a hundred years, that they will help you make those choices.

[The performers face the Webelos Scouts they have called up to indicate that they, not the Pack, are expected to repeat the Scout Oath and Law.]

Let's say the Scout Oath:

PERFORMERS & WEBELOS SCOUTS CROSSING OVER:

"On my honor I will do my best to do my duty to God and my country and to obey the Scout Law; to help other people at all times; to keep myself physically strong, mentally awake, and morally straight."

SCOUT A: And the Scout Law:

PERFORMERS & WEBELOS SCOUTS CROSSING OVER:

"A Scout is trustworthy, loyal, helpful, friendly, courteous, kind, obedient, cheerful, thrifty, brave, clean, and reverent."

SCOUT B: We've got some gear for you that will come in handy. Will the representatives from the troops these Scouts are joining please come forward and make the presentations?

[Troop representatives come forward and present each Webelos Scout with the customary tokens, such as a troop neckerchief and a Scout Handbook, and assist with changing the Scout's shoulder loops. The performers do this for Webelos Scouts whose new troops are not represented.]

The Webelos Scouts are now the performers' companions on the "upward trail," not just followers. To reinforce this impression, one option might be to hand each Webelos Scout a hiking stick, or some easily carried item that the performers brought in, such as the map and compass.]

SCOUT A: The trail of Cub Scouting continues to Scouting. The trail of Scouting leads to **life**: to leadership, life-skills, character, and citizenship. This is the "upward trail," and we're on it! Let's see where it leads. Are you with us?

[They answer "Yes."]

Okay! Then on to Scouting!

SCOUT B: *[claps his hands together once]* Time for that song! Those who know it, sing louder to help those who don't, okay? It's called "*The Upward Trail*" and it's a GREAT hiking song!

[Scout B teaches the song to the Pack, first saying each line, and then singing the tune using one hand to indicate the comparative pitch of each note. A lively voice and animated movements combined with repetition will build energy and enthusiasm in the audience.]

Only four lines! The first line is *[just say it]*

"We're on the upward trail, we're on the upward trail."

Got it? Let's say it:

"We're on the upward trail! We're on the upward trail!"

Now sing it with me:

"We're on the upward trail! We're on the upward trail!"

Again!

"We're on the upward trail! We're on the upward trail!"



Here's the second line *[say it]*

"Singing as we go, Scouting bound!"

Got it? Let's say it:


"Singing as we go, Scouting bound!"

Now sing it with me:

"Singing as we go, Scou - ting bound!"

Again!

"Singing as we go, Scou - ting bound!"



The third line's the same as the first. Remember? *[sing it]*
 "We're on the upward trail! We're on the upward trail!"

Here's the last line *[just say it]*
 "Singing, singing, ev'rybody singing, Scouting bound!"

Got it? Let's say it:

"Singing, singing, ev'rybody singing, Scouting bound!"

Now sing it with me:

"Singing, singing, ev'rybody singing, Scouting bound!"

Again!

"Singing, singing, ev'rybody singing, Scouting bound!"



GREAT! Let's sing the whole song together!

[Scout B leads the song once, conducting with big gestures of his arms. Everyone sings. As the first sing-through is ending, Scout A puts on his backpack.]

SCOUT A: *[with an overhead wave of his hand]* Follow me, Scouts!

[Scout B begins the song again as Scout A leads the new Scouts accompanied by their troop representatives across the bridge (if there is one), out of the meeting space and away. As Scout B leads the song for the third or fourth time, he steps back, puts on his backpack, waves, and leaves still singing.]

CUBMASTER: *[steps forward]* Let's congratulate Pack #___'s most recent graduates, and thank ___Your-lodge-name, Order of the Arrow / the Scouts of Troop #___ for a fine ceremony!


[Cubmaster leads a round of applause.]

The Upward Trail

Lively, with energy

B. S. A., Traditional

$\text{♩} = 120$



We're on the up-ward trail! We're on the up-ward trail!



Sing-ing as we go, Scou-ting bound!



We're on the up-ward trail! We're on the up-ward trail!



Sing-ing, sing-ing, Ev'-ry-bod-y sing-ing, Scou-ting bound!